

# Supported Upgrade Paths to Informatica 10.2 HotFix 2

## Abstract

Informatica 10.2 HotFix 2 contains various improvements and enhancements to the Informatica domain. Informatica provides a list of supported upgrade paths for users who want to upgrade their product. This article describes the supported upgrade paths to upgrade to Informatica 10.2 HotFix 2.

## Supported Versions

- Big data products 10.2 HotFix 2
- Traditional products 10.2 HotFix 2

## Table of Contents

Informatica Upgrade Paths Overview. . . . .	2
All Supported Upgrade Paths to Informatica 10.2 HotFix 2. . . . .	2
Upgrading from 9.6.1 or a 9.6.1 HotFix. . . . .	3
Upgrading from Versions 10.0, 10.1, 10.1.1, or 10.1.1 HotFix 1. . . . .	3
Upgrading from Version 10.1.1 HotFix 2. . . . .	3
Upgrading from Version 10.2. . . . .	4
Upgrade Documentation. . . . .	4

## Informatica Upgrade Paths Overview

To apply Informatica 10.2 HotFix 2, follow the upgrade paths that Informatica supports.

Before performing an upgrade, review the [Release Notes](#).

The Informatica domain might include the following product types:

- **Traditional.** The Traditional product type includes products such as PowerCenter, Metadata Manager, and Data Quality.
- **Big Data.** The Big Data product type includes Big Data Management®, Big Data Streaming, and Big Data Quality.
- **Catalog and Lake.** The Catalog and Lake product type includes Enterprise Information Catalog and Intelligent Data Lake.

Informatica 10.2 HotFix 2 does not support Intelligent Data Lake or Enterprise Information Catalog.

*Note: The diagrams in this article indicate product types instead of the individual products.*

## All Supported Upgrade Paths to Informatica 10.2 HotFix 2

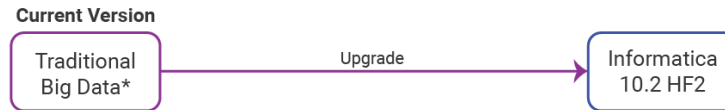
When you upgrade from a previous version to the latest version, follow the supported upgrade path to ensure a smooth and successful upgrade.

The configuration process to apply 10.2 HotFix 2 will differ based on both the types of products and the current version of the domain. If the product version that is currently installed cannot be upgraded to Informatica 10.2 HotFix 2, you must first upgrade to a supported version. To determine the Informatica product version that is currently installed, click **Help > About Informatica Administrator** in the Informatica Administrator header area.

## Upgrading from 9.6.1 or a 9.6.1 HotFix

You can upgrade directly to 10.2 HotFix 2 from version 9.6.1 or a 9.6.1 HotFix.

The following image illustrates the sequence to apply 10.2 HotFix 2 to the Informatica domain:

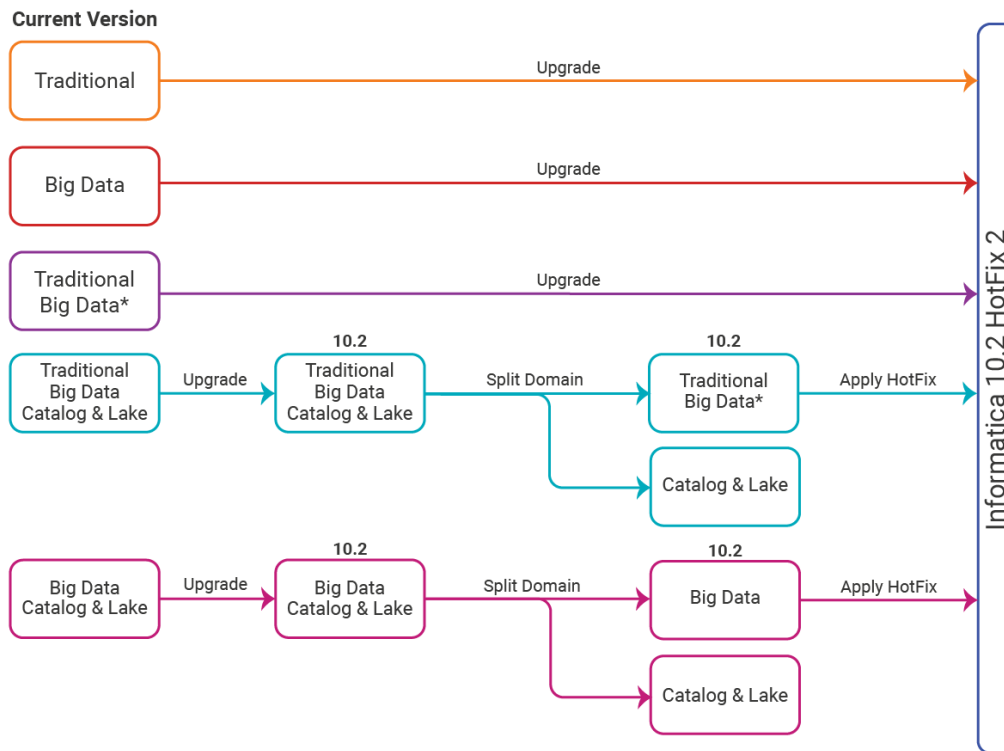


\*After you upgrade the domain, Informatica recommends that you split the domain to run traditional and big data products in separate domains. Informatica will require separate domains in future releases.

## Upgrading from Versions 10.0, 10.1, 10.1.1, or 10.1.1 HotFix 1

You can upgrade to 10.2 HotFix 2 from any of these versions. The upgrade paths differ based on the types of products in the domain.

The following image illustrates the sequences to apply 10.2 HotFix 2 to the Informatica domain:



\*After you upgrade the domain, Informatica recommends that you split the domain to run traditional and big data products in separate domains. Informatica will require separate domains in future releases.

## Upgrading from Version 10.1.1 HotFix 2

Version 10.1.1 HotFix 2 supports traditional products only. You can upgrade directly to Informatica 10.2 HotFix 2 from 10.1.1 HotFix 2.

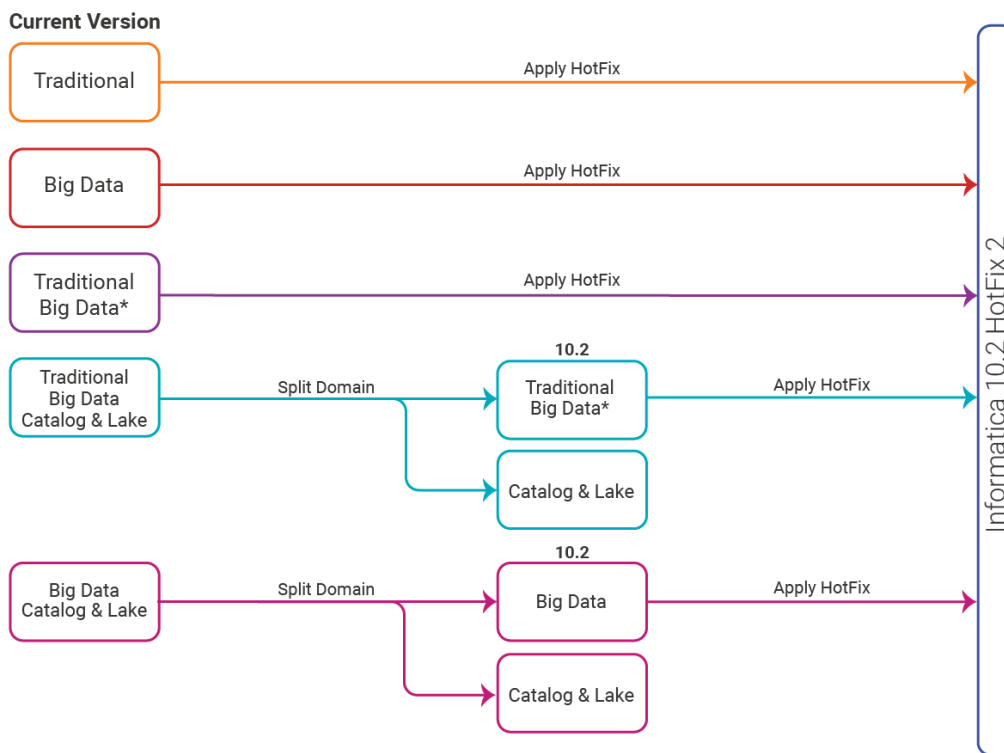
The following image illustrates the sequence to apply 10.2 HotFix 2 to the Informatica domain:



## Upgrading from Version 10.2

You can apply 10.2 HotFix 2 to Version 10.2. Based on the products in the domain, you may need to split the domain first.

The following image illustrates the sequences to apply 10.2 HotFix 2 to the Informatica domain:



\*After you upgrade the domain, Informatica recommends that you split the domain to run traditional and big data products in separate domains. Informatica will require separate domains in future releases.

## Upgrade Documentation

For more information about upgrading to Informatica 10.2 HotFix 2, please see the following resources:

- Release Notes available at: <https://docs.informatica.com/data-integration/powercenter/10-2-hotfix-2/release-notes/abstract.html>
- Product Availability Matrix available at: <https://network.informatica.com/docs/DOC-18166>
- How to Split the Domain for Version 10.1.1 HotFix 2 available at: [https://kb.informatica.com/h2l/HowTo%20Library/1/1114-HowToSplitADomain\\_1011HF2-H2L.pdf](https://kb.informatica.com/h2l/HowTo%20Library/1/1114-HowToSplitADomain_1011HF2-H2L.pdf)
- How to Split the Domain for Version 10.2 available at: <https://kb.informatica.com/h2l/HowTo%20Library/1/1113-HowToSplitADomain-H2L.pdf>

- How to Split the Domain for Version 10.2 HotFix 1 available at:  
<https://kb.informatica.com/h2l/HowTo%20Library/1/1211-HowToSplitDomainVersion102Hotfix1-H2L.pdf>

## Author

**Polly Ouellette**